


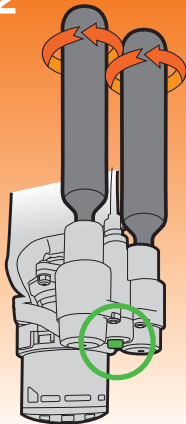
QUICK START MANUAL *alpride 3.0* airbag system

1



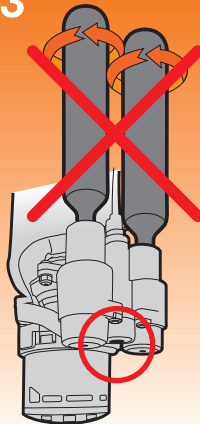
Screw both tools until the springs are fully loaded and the green pin is visible (Green pin = ready to use)

2



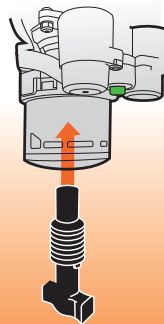
Unscrew and remove the tools / Screw new cartridges

3



Never screw cartridges without seeing the green pin – otherwise, they will be pierced during screwing

**DEFLATE
THE AIRBAG**



Press the non-return valve with reload tool to deflate the airbag – The reload tool can be locked by turning it ¼ turn.